

Fact of the day: The woolly mammoth was still around when the pyramids were being built. (But they weren't in hot places like Ancient Egypt!)

Today's word of the day is: **ascertain**

Definition: To find something out for sure.

'Hoping to ascertain exactly what had been going on, Mrs William marched into the classroom.'

Week 2 of home learning done! You have continued to work so hard this week; I have been really impressed with your great attitude. Now you can have a bit of a break if you would like one!

Warm-up activity: (To do only if you want to.)

$$\begin{array}{l} \square + \circ = 53 \quad \circ = \\ \triangle + \triangle = 36 \quad \triangle = \\ \triangle + \circ = 45 \quad \square = \end{array}$$

Fun Friday Maths: Area and Perimeter


To finish the week, you are going to do an area and perimeter investigation today. You will need: a measuring tool (such as a ruler or a tape measure), lots of household items and a wide-awake brain.

You need to:

- Find the perimeter of **at least five items** in your house. These could be anything from your kitchen table, a cereal box, your favourite book, a phone, a wardrobe door...the list is endless! You need to write down the measurements and calculate the perimeter in your jotters. **You can't use a calculator for the perimeter calculations.**
- Then, you need to use the measurements you have written down to calculate the area of the items. (If you need a reminder of the difference between area and perimeter the cats can help below.) **You are allowed to use a calculator for the areas.**
- You need to think carefully about what unit of measurement to use - probably cm. You might want to round to the nearest cm rather than including mm as decimals.
- Finally, convert all of your areas to the same unit of measurement and order them from the smallest area to the largest. There is a sheet I have shared with you all in Google Classroom if you wanted to share your list, but you don't have to.

Area

The area of this rectangle is $18\text{cm} \times 10\text{cm} = 180\text{cm}^2$



Your answer must be a square measure. It might be mm^2 or cm^2 or m^2 .

The **area** is the amount of space inside a shape.

To calculate the area of a square or rectangle, multiply the **length** by the **height**.

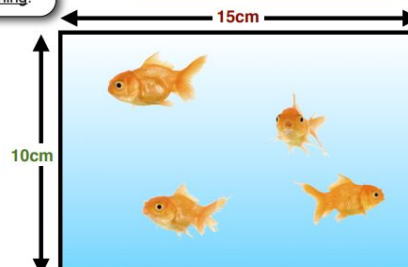
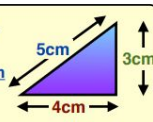


Perimeter

The **perimeter** is the distance all the way round the edge of something.



The perimeter of this triangle is $3\text{cm} + 4\text{cm} + 5\text{cm} = 12\text{cm}$



The perimeter of this rectangle is $15\text{cm} + 10\text{cm} + 15\text{cm} + 10\text{cm} = 50\text{cm}$

English: Persuasive Text

What great persuasive texts you have written! I have been really impressed with the great language and information you have included; they definitely made me think about what I should be eating!

Today, you need to do the most important part of the writing process: editing. If you are editing a piece of writing thoroughly, it should take nearly as long as it took to write it.

I recommend you edit your work like this:

- First, check your spelling. (Especially homophones.)
- Next, look at your punctuation. Are you missing any commas that would make it easier to read? Have you included a variety of punctuation? Have you started a new sentence when you needed to and not let a sentence run on and on and on?
- Then, look at the actual words you have used. Have you used the same word several times so you need to find a synonym? Are your verbs interesting? Have you included enough descriptive language?
- Finally, check your writing against the list below. Have you included all of the features listed?

- ★ Emotive language
- ★ Lots of persuasive (surprising or shocking) facts
- ★ Cohesion (sentences and paragraphs follow on from each other with fronted adverbials such as: Furthermore...In addition to this...)
- ★ Rhetorical questions
- ★ Exaggeration (but not lies)
- ★ Repeated words and phrases
- ★ Synonyms
- ★ Powerful verbs (for example 'urge')
- ★ Modal verbs (could, should, might, will, can)
- ★ A variety of punctuation.

Remember: deleting things is just as important as adding things when you are editing! When you have finished you can hand it in as this is your last day on this piece of writing.

P.E.

Don't forget to do something active today, to keep your body and mind healthy!

Geography/Art : Investigating the animals of North America.

North America is home to many diverse, incredible animals such as alligators, armadillos, condors and manatees. Today, you are going to find out about some of these animals and create an information slideshow, book or poster about them.

To get you started, the link below introduces you to some of these animals:

<https://www.bbc.co.uk/bitesize/articles/zntnt39>

This is what you need to do:

- Research what animals can be found in North America.
- Pick two or three that interest you the most and investigate these more.
- Then, present what you have found out about these animals in whatever way you prefer: on a poster, in a book, on a Google Slides presentation or on a Google doc.
- If you would like to spend some time drawing/painting the animals, you could do a picture for each and write what you have found out around the edge rather than putting your information in a written document.

The secret to editing your work is simple: you need to become its **reader** instead of its writer.

- Some of the information you might include could be: what the animal eats, how it finds its food, where they live, what their characteristics are and if they are at risk from predators.

So, to sum up, the learning is to find out about some North American animals. You can focus more on art, or writing, or both, to show what you have discovered.

If you think you might get a little bored over the Easter holidays, I will be uploading a list of English, maths and other activities that you could do on some days if you wanted to. **This is not learning that you have to do, it is just for those of you who would like to because you need something to keep busy.** I will put the list on Google Classroom and send it on Marvellous Me by Monday morning.

Class book! The next installment of our story will be uploaded to Google Classroom this afternoon.

