



HOME LEARNING: MAPLE CLASS

Week 1: The Romans



Hi Maple Class. I hope you had a lovely half term break. Our new topic is 'The Romans'. We are going to be learning lots of different things about life in Roman times with a different focus each week.

You might want to look on the BBC website for clips about the Romans, there are videos and sound clips that you can listen to but you have to log in.

This week we are going to look at the Roman invasion and the Roman empire. I look forward to looking at the work that you send me.

Miss McHale

Maths Tasks

- Daily [TTRockstars](#).
- Daily [numbots](#).
- This week we will look at Roman Numerals. I will put some challenges on Google classrooms for you and also some information to support you. If you prefer to use Purple Mash you can follow this link https://static.purplemash.com/mashcontent/applications/lessonplans/info/printables_maths_templates_roman/roman%20numerals.pdf to access information about Roman Numerals and then complete the Roman Numerals 2Do's. Remember, I don't expect you to do the work on Google classrooms and Purple Mash, you can choose between them.
- Follow the link [Home Learning - Year 3](#) to watch the videos for our maths learning this week. I will upload the worksheets onto Google classroom for you.
- These are the challenge sheets for June, you could try one each day. Bronze is the easiest level, Platinum is the hardest. The answers are underneath.
- **June Questions**
Bronze level
[14 ÷ 1 135 - 40](#)
Silver Level
[7.5 - 2.8 12 × 11](#)
Gold Level
[62 3 4 - 5 8](#)
Platinum Level
[630 ÷ 18 8 + 16 ÷ 4](#)

Reading Tasks

- Over the next few weeks, we will be reading 'History Hackers. Roman Rescue' ebook which I will upload to Google classrooms. This week I would like you to read Chapters 1-3 and then complete the comprehension questions. If you would like to download it the link is here [FREE! - History Hackers: Roman Rescue eBook \(teacher made\)](#)
- You might also like to read this ebook about the Romans [The Roman Empire eBook | Ancient Rome | Homework | Parents](#) which you can download from Twinkl. It has lots of information about the Romans.
- Follow this link to read a play about the Roman invasion [The Roman Invasion Cast List Introduction Scene 1 - The Emperor's Palace](#)
- I have added our new book reviews to our recommendations list. If you finish reading a book this week you could complete a book review either on Google classrooms or on Purple Mash.

- Answers June
Bronze
<https://corbettmathsprimary.com/wp-content/uploads/2019/12/Bronze-June.pdf>
Silver
<https://corbettmathsprimary.com/wp-content/uploads/2019/12/Silver-June.pdf>
Gold
<https://corbettmathsprimary.com/wp-content/uploads/2019/12/Gold-June.pdf>
Platinum
<https://corbettmathsprimary.com/wp-content/uploads/2019/12/Platinum-June.pdf>

Spelling and Grammar Tasks

- Access the various spelling quiz 2dos on [Purple Mash](#) to practise spelling rules learnt so far in Y4.
- Our spellings for this week are words with the prefixes *inter*. You can practise them by accessing Purple Mash Spellings, Y4 Summer 1, Week 5.

Interact
 Intercity
 International
 Interrelated
 Interchange
 Interconnected
 Internet
 Intermediate
 Intermission
 Interweave

- Practise these daily using look/say/cover/write/check, or writing them in a crossword or using rainbow colours. Remember to check the different meanings in a dictionary. Then complete the '2Do Spelling Quiz', make sure you have practised them first!
- I have set a SPAG challenge on Google classrooms this week. You can try any of the SPAG game on Purple Mash if you like as well.

Writing Tasks

- Go through the Powerpoint on Google classrooms about the Roman invasion. I have also uploaded some information for you to read through. Use what you have discovered to create a poster, timeline or written account to explain the Roman invasion to me. You can use writing, maps, pictures or a combination of all 3. If you prefer to use Purple Mash, you could write a newspaper report about the invasion using the '2Do' that I have set.
- Go through the Powerpoint about Julius Caesar on Google classrooms and use what you have learnt to write a biography about him. I will set a biography '2Do' on Purple Mash if you prefer to do this on there.
- Go through the music powerpoint on Google classrooms about Roman instruments, choose an instrument and complete one of the worksheets. If you prefer, you can research the instruments yourself and then write about it on Purple Mash.
- Practise your handwriting daily. [This is the handwriting scheme](#). This is the perfect opportunity to send a handwritten letter to a family member or friend. If you have a touchscreen device, you could use 2Handwrite on Purple Mash - exploring different

writing implements.

- I love hearing about the other things that you are learning at home. I know lots of you are very busy! If you would like to share these with me then I will set a 'What I have learnt 2Do'.













Keep Active!

- You can still do the daily activity suggestions such as Joe Wicks.
- This half term we will be looking at dance related to our topic. I will put resources on Google classrooms to help you.

Mindfulness

- Try one of these mindfulness activities;

Mindfulness Scavenger Hunt Relax and Focus on The Moment

 Smile <input type="checkbox"/>	 Breathe In <input type="checkbox"/>	 Breathe Out <input type="checkbox"/>	 Count The Lines On Your Hand —
 Smile <input type="checkbox"/>	 Breathe In <input type="checkbox"/>	 Breathe Out <input type="checkbox"/>	 Count The Curves On Your Ears —
 Smile <input type="checkbox"/>	 Breathe In <input type="checkbox"/>	 Breathe Out <input type="checkbox"/>	 Count The Bumps On Your Lips —



Learning Project

(Various activities covering the wider curriculum to be completed over the week)

● Let's Wonder: We have found out a lot about the Romans from items such as coins that were dug up by archaeologists. They had to be cleaned so that we could see them. Let's do an investigation to see which substance cleans dirty coins more effectively.

You will need:

- Some old pennies
- Different substances - you could try baking soda, vinegar, cola, lemon juice or soap

- and water
- Containers
- A timing device

Cover each penny with a different substance, keep one penny separate so that you can compare them. Pour in just enough liquid to cover each penny. Wait for 5 mins then take the pennies out and compare them.

You could try guessing which substance will make the pennies shiniest before you begin. You could see what happens after 30 secs or 1 minute or an hour, does this make a difference? Can you test any other liquids to see if they work?

You might like to share your results with me on Google classrooms, you could take a photo, make a video or create a results table and a scoring system.

● Let's Create: Can you make your own Roman catapult? [School DT Projects: Model Roman Catapult : 10 Steps](#) This link will show you how, if you do not have the correct resources, you could make one using sticks that you might find in your garden or when you are out for a walk.

● Be Active: Try Yoga Jenga. Use post-it notes to stick different Yoga poses to Jenga blocks, every time you successfully remove a block you have to hold the Yoga pose written on the block and count to 10. Every time the tower falls, you have to do a forfeit such as 10 jumping jacks or a jog around the garden. You can follow this link to find a list of Yoga poses [58 Fun and Easy Yoga Poses for Kids \(Printable Posters\)](#)

● Time to Talk: Find out how one of your friends spent half term. What did they do to entertain themselves?

● Understanding Others and Appreciating Differences: I will put some information about Pentecost on Google classrooms with some questions for you to answer. If you are not on Google classrooms then you might want to find out about Pentecost yourself.

● Reflect: At Pentecost, Jesus gave us the gift of the Holy Spirit. Think about all the gifts that God has given us and say thank you. Maybe you could write a prayer to say thank you?

-- Remember to check the 'Maple Home Learning Suggestions' for plenty of other ideas to keep you busy! --