



Joke of the day: What do you call a dinosaur that is sleeping?
A dino-snore!

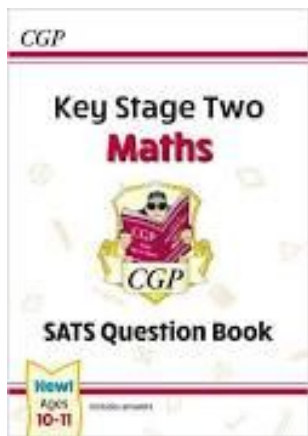
Welcome to Thursday!

Warm-up activity:

Can you make the number 185 using some or all of the numbers below?
There is a way to do it! If you would like the answer, message me tomorrow and I will put it on the class stream.

185

25 7 2 10 5 9



Maths: Mixed Maths Practise

Today, you need to do pages 90 - 95 in your maths book. There are questions on lots of different areas of maths. We have not learned how to find the area of a triangle yet, which you need to do for question 22, but I have done it with quite a few of you, so some of you may remember how to do it. (You need to multiply the base by the height and divide the answer by 2.)
The answers are on page 110.

English - Writing a Balanced argument

Lots of you wrote some great practice balanced arguments on Tuesday. Today, you need to write one that explains both sides of the argument: Is Graffiti Art or Vandalism? To help you, watch this clip of Steve Backshall explaining what you need to include and how to structure your writing:

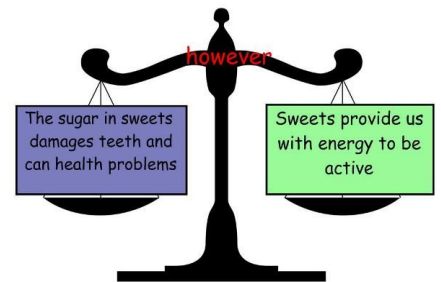
<https://www.bbc.co.uk/bitesize/clips/zm3nvcw>

There is also lots of information on the PowerPoint in the English folder on Google Classroom that you looked at on Tuesday.

There are a few things you need to remember:

1. **A balanced argument is balanced!** You need to present both arguments equally. It is written in third person until the last paragraph when you can share your own views. You can't be at all persuasive as it is not a persuasive text - it is explaining both sides of an argument **fairly**.
2. You need to use lots of fronted adverbials to make your writing cohesive such as the examples below:

For a balanced argument we have to present both arguments equally




Useful sentence starters for a balanced argument

However...	Firstly...	Research suggests...	Consequently...
Although...	Finally...	Studies show...	Therefore...
On the other hand...	Furthermore...	It is well known that...	For this reason...
On the contrary...	Also...	Statistics show that...	As a result of this...
In contrast...	In addition to this...	It is common knowledge that...	

3. You need an introductory paragraph, one paragraph listing some points for why people may think it is graffiti, one listing some points explaining why people may think it is art and a concluding paragraph explaining what you think.

Your balanced argument doesn't need to be too long. Aim for quality not quantity! There is an assignment in Google Classroom called, 'Graffiti Balanced Argument' for you to write it on.



Art: Draw with Rob (Only if you want to!)

If you would like to do some art today, you could do a Draw With Rob: <http://www.robbiddulph.com/draw-with-rob>

On May 21st, he is attempting the following: *'I have decided to attempt to host the world's largest online art lesson. We want to bring together thousands of people, of all ages, from households across the world and teach them how to draw the same picture at the same time. It will be an official Guinness World Records title attempt so we have the chance to make history... from home.'* If you would like to take part in this, you can register on the link above.

Science: How do we see?

Our new science topic is 'Light' so we will be finding out all about light, shadows, reflections and how we see. Today, you will be investigating how our eyes work. Start by looking at the slides in Google Classroom called, 'Science Slides Light' which tell you about how our eyes work. Then watch the following video which shows what each part of our eye does: https://www.youtube.com/watch?v=i3_n3lbf1c&t=5s



Spend time looking at your eye in the mirror. See what happens to your pupil when you go from a dark area into light.

When you have found out all about the different parts of our eye and how they work together, you need to create a labelled diagram of an eye to show what you have found out. As well as labelling the drawing, you need to write a short explanation about what each part does to help us see. You could add some interesting facts about eyes too.

Class book. The next few chapters will already be on Google Classroom.



