

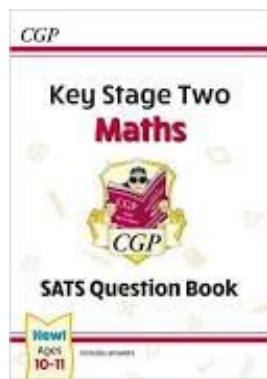
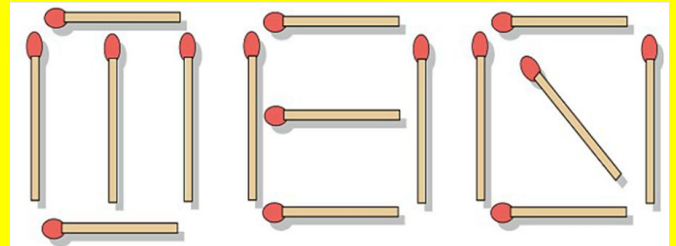


**Facts of the day:** Apples float because they are one quarter air.  
One quarter of your bones are in your feet.

Thursday again already. I hope that you all had some fun in the sun yesterday. Well done for still doing lots of home learning; it is much harder to get motivated when the sun is shining!

**Warm-up activity:**

Can you remove six matches to make 10?



**Maths - Number and Place Value**

Today, you need to do pages 2, 3, 4 and 5 in your 'Key Stage Two Maths SATS Question Book.' You can write straight into the book. The answers are on page 96. Read the questions carefully so you don't miss words such as, 'descending'. Some of the questions are on Roman Numerals. I imagine lots of you have forgotten some of these! I have put a picture at the bottom of the time table to remind you. Have a go first though - don't just take the easy option and look! If you had forgotten them, spend some time practising them and then ask a family member to test you. (They will learn something new too!)

If this doesn't take long you can go on the following:

<https://www.topmarks.co.uk/maths-games/hit-the-button> and practise your mental maths skills.

**English - Poetry**

Well done for doing such good planning yesterday. You have thought of some really creative things to put in your box and some of the language choices were really effective.

Today, you need to use your ideas to write your poem. This is much trickier than it sounds, as you need to make sure each line is the right length, and includes the right number of syllables, to ensure the writing feels poetic.



If you look at the original poem, each stanza (verse) starts with 'I will put in the box' and then three lines of carefully constructed ideas. The second to last stanza feels quite different as it is describing the box, and the last stanza is shorter, describing what the author will do with the box.

Look at the original poem again so you can see the structure and length of the lines. It may help for you to listen to the poem again too to remind yourself of the the rhythm: <https://www.bbc.co.uk/bitesize/clips/zkpmhyc>.

When you think you have finished - read your poem out loud! You need to say it out loud to hear if you have got the structure and flow right. Poems need performing to come alive! Remember: first choice is not always the best choice. Have high expectations of your writing; if a line isn't working take it out and try something

different.

## P.E. - Don't forget to do something active today.

There are so many things you could do:

Yoga, running, walking, skipping, hula-hooping, dancing, Jump Start Johnny, Joe Wicks, football, bouncing on a trampoline or GoNoodle.



## Geography - What are the names of the counties of England?

England is made up of 48 different counties. Counties are areas of the country; the UK is broken into different counties for administrative, geographical, cultural and political reasons.

The original county structure began in the Middle Ages as the oldest counties first appeared in the fifth century.

Today, you simply need to name as many counties as you can!

You could do this with someone at home and see how many you can think of together. There is a blank county map in Google Classroom if you want to look at that to help you. You could type the counties you think of below the map or just sit outside and list them on a piece of paper. (Top tip: go down the alphabet to prompt your memory!)




## History - How have popular pastimes and entertainment changed since the second world war?

For history today, you are going to be investigating how the things people do in their spare time have changed since the second world war.

You need to use the internet, and family members, to investigate what people did in their spare time at the end of the second world war (1945), when your parents were little (the 1970's and 1980's) and now.

You need to create some form of work that shows how hobbies and pastimes have changed over the last 75 years. This could be a poster with mainly drawings, a written explanation (on paper or a Google Doc) or a slideshow with photos and explanations on. If you do it on a Google Doc or Google Slides please can you share it with me. There is lots of information online; the website below has some information about popular pastimes in the second world war.

<https://www.iwm.org.uk/history/popular-pastimes-and-entertainment-in-the-second-world-war>



No book today as we finished 'The Thousand Year Old Boy' yesterday. I am a little sad we have said goodbye to Alfie, Aiden and Roxy.

I will start our new book soon...

# Roman Numerals

|          |           |            |            |
|----------|-----------|------------|------------|
| 1 = I    | 10 = X    | 100 = C    | 1000 = M   |
| 2 = II   | 20 = XX   | 200 = CC   | 2000 = MM  |
| 3 = III  | 30 = XXX  | 300 = CCC  | 3000 = MMM |
| 4 = IV   | 40 = XL   | 400 = CD   |            |
| 5 = V    | 50 = L    | 500 = D    |            |
| 6 = VI   | 60 = LX   | 600 = DC   |            |
| 7 = VII  | 70 = LXX  | 700 = DCC  |            |
| 8 = VIII | 80 = LXXX | 800 = DCCC |            |
| 9 = IX   | 90 = XC   | 900 = CM   |            |

