



HOME LEARNING: BIRCH CLASS

Week 11: Somewhere Over The Rainbow



As the children in school are continuing the rainbow theme this week, I thought it would be a lovely idea to carry on at home as well. I have included a range of different activities for you to choose from and enjoy. Most of all I would like you to have fun exploring this theme and remember to keep on smiling!

Maths Tasks

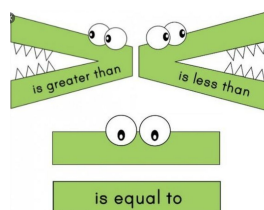
- Daily numbots - Some of you have earned over 11,000 coins!! Keep going :)

This week we are going to be continuing to develop our confidence with place value within 50. As well as understanding place value, in year 1 you need to be able to count forwards and backwards to 100 from any given number, identify one more and one less, write numbers 1-20 in both numerals and words and count, read and write numbers to 100 in numerals. This is not new learning. Try your best to think back to when we were altogether in Birch and exploring this area of maths.

- Follow the free [White Rose Maths](#) scheme of work which we use in school. Year 1 - We are going to consolidate our knowledge of place value within 50. If 50 is too big, try numbers between 1-20 or 1-30. There are lots of different activities you can try.
- There are lots of resources and activity sheets available to download and complete from [Twinkl](#).
- Can you create a hundred squares? Have a look at this one to help you. Ask a grown up to give you any number between 1-100. Can you tell them one more and one less of that number?

1	2	3	4	5	6	7	8	9	10
11	12	13	14	15	16	17	18	19	20
21	22	23	24	25	26	27	28	29	30
31	32	33	34	35	36	37	38	39	40
41	42	43	44	45	46	47	48	49	50
51	52	53	54	55	56	57	58	59	60
61	62	63	64	65	66	67	68	69	70
71	72	73	74	75	76	77	78	79	80
81	82	83	84	85	86	87	88	89	90
91	92	93	94	95	96	97	98	99	100


- This week I would also like you to explore greater than and less than. Can you make greater than and less than signs and label them correctly? Remember the crocodile always wants to eat the larger number of fish, so whatever number his mouth is open towards, is the bigger number.




- Watch this short episode of [numberblocks](#) to help your understanding further of greater

Reading Tasks

- Read to a grown up everyday - There are some fantastic themed reading books available on [Oxford Owl's E-Library](#). How many books can you read this week?
- Listen to ['How The Crayons Saved The Rainbow'](#) by Monica Sweeney.




- Can you remember when all the teachers at Kirk Fenton dressed up as crayons for World Book Day? Listen to ['The Day The Crayons Quit'](#) by Oliver Jeffers.



- In Year 1 you need to practise 'retrieving' (find or extract) information from a piece of text. Can you have a go at answering these questions once you have listened to The Day The Crayons Quit? Remember you can always go back and listen again to find the answer.
 - Who has written the first letter to Duncan?
 - Tell me two things that the crayons have had to colour in?
 - What do you think 'overworked' might mean?
 - How do you think Duncan might feel after reading all his letters?
- Remember to write your answer in a sentence.

'This week, Darcy and I have been reading The Velveteen Rabbit. When I was a little girl, this was my favourite book and I would ask my mum and dad to read it to be every night before bed! I have really enjoyed sharing this story with Darcy and telling her all my favourite parts.' - Miss Hendrickson



than and less than.

- Here is another great video of [numberblocks](#) to further understand greater than and less than.
- There are daily maths lessons on [BBC Bitesize](#), exploring different areas of maths. Have a go and try you best!

By the end of Year 1 you need to be confident counting forwards and backwards in 2's, 5's and 10's - Can you skip while counting in 2's, 5's and 10's?

- Daily counting in 2's, 5's and 10's - Count with [John Farnworth](#).
- Listen to this counting in [2's, 5's and 10's activity](#).

Reception, this week we are focusing on different ways of making 8. Continue to recap counting and recognising numbers to 20. You can also recap your subtraction skills. Can you use objects you have around your house to take away from each other and write number sentences for each calculation you do? Please have a look at Acorns home learning page for some maths activities!

Daily Phonics/Spelling Tasks

- Use the online phonics lessons to recap your phonics knowledge. Can you write a sentence using the words given? Can you think of another word with the same sound? Video uploaded everyday at 10am.
- Have a look at the Phonics PowerPoints on the school's website. Recap the sounds. Can you think of words that have those sounds in? Can you sound button those words and put them into a sentence?
- Year 1 - Think about the 'ear' sound family - How many words can you write for each spelling? Choose 5 words - write a sentence for each one.

Weekly Spellings - Year 1

This week for our spellings, I would like you to practise spelling the days of the week.

Monday
Tuesday
Wednesday
Thursday
Friday
Saturday
Sunday

Remember to ask an adult to test you on them at the end of the week.

These are words that we use a lot in our reading and writing. Remember to write each word in a sentence to make sure that you understand its meaning.

Writing Tasks

- Can you write a letter from a new crayon to Duncan? What colour will this crayon be? What adjectives would you use to describe the colour of the crayon? Is the crayon happy, sad, fed up?
- Can you write Duncan's replies to the crayons' letters? What might he say to make the crayons feel better?
- Can you write about all the things you couldn't draw if their favourite colour quit? *"My favourite colour is Magnto pink because it is very bright. I hope my favourite colour doesn't quit because I couldn't draw pretty hearts or yummy candyfloss. I will look after my favourite colour by only using it lightly and remembering to give it a break. I will make sure it doesn't get blunt and doesn't get left in the box.*
- Can you write a story about a magic, multi-coloured crayon. What might happen to the person that uses it? Does it bring their pictures to life? Or does it give them magical power?
- Year 1 - Don't forget your capital letters, full stops and **adjectives** in your writing. Use your spelling mat to help you spell tricky words correctly.
- Reception - Don't forget capital letters at the beginning of your sentences and full stops at the end. Use your spelling mat to help you spell tricky words.
- This is the [handwriting](#) scheme we follow at school. Try to do some handwriting practice weekly. Practise writing the letters of the alphabet - we start all our letters from the line.

Keep Active!

- Join in with [Joe Wicks](#) every Monday, Wednesday and Saturday at 9am for #PEwithJOE
- [Jump Start Jonny](#) free workouts every morning at 9am.
- Have you ever danced to party dances? Dance to the [Cha Cha Slide](#), and other party songs (remember at school we like dancing to [Chocolat-choco choco](#) with Courtnay on a Monday and Friday lunchtime!)

Mindfulness

- Colouring is a great way to calm your mind. Can you pick your favourite colour crayon or pencil and draw all the things you can think of with that colour and label all the possibilities?
- Have a go at '[Rainbow yoga](#)' with Adriene.
- Can you build a den using bed sheets and pillows? This will make a perfect reading spot!

Learning Project (Various activities covering the wider curriculum to be completed over the week)

Science/DT:

- In the story, yellow and orange crayons have an argument about the colour of the sun. What do you think the colour of the sun is?
- Can you make your own skittle rainbow? Some of you will have done this before with Mrs Fitzpatrick.



Art/Music:

- Can you make a rainbow butterfly? You will need: kitchen roll, elastic bands or strings, felt tip pens, a peg or a straw, pipe cleaners and a little bit of water.



First you will need to fold your kitchen roll in half and roll it into a pencil shape. Use elastic bands or string to section it. Then you can colour it in using different coloured felt tips.

Let it dry and then remove the elastic bands to see your patterns.

After, you need to pinch your kitchen roll from the middle and secure with your peg or straw. Use pipe cleaners as antennae. Enjoy your rainbow Butterfly.

Geography/Understanding the World :

- This week I would like you to explore [Google Earth](#) - Satellite/Aerial view. You can search for your house, the school, your grandparents houses, Leeds etc. This lets you see what different places look like from space!
- Can you draw how you think your house looks from space or how the birds see it when they are flying in the sky? If you have been on a aeroplane, try and remember what you can see when you look out of the window when you are getting ready to land.



RE/PSHE:

- Last week I asked you to listen to 'The Colour Monster'. This week I would like you to continue to develop your understanding of emotions and wellbeing. Have a look at [BBC Bitesize](#), they have lots of videos on how to understand how you are feeling and different things you can do.
- Can you make a poster of the different things that might make you feel better if you are ever sad or angry?

Computing:

- Y1 - Explore Purple Mash and see what you can create. You can also upload photos and your work onto your file which I can see.
- Reception - Explore the numeracy page on [Cbeebies](#). There are lots of quizzes you can have a go out as

well as different areas of maths to explore!

Spread the Happiness - 100 things to do indoors - Can you tick off another 5 things off the list?

Don't forget to take photographs of some of the things you have made and ask your parents to email them to me at admin@kf.starmat.uk

We hope you are staying safe and finding the class page helpful to support your home learning. We are continuing to include a range of activities for you and your child to choose from, but please don't feel that you have to complete them all! It is important that you enjoy your family time together and do what you feel comfortable with.

-- Remember to check the 'Birch Home Learning Suggestions' for plenty of other ideas to keep you busy! --

Most of all enjoy and keep smiling!