



HOME LEARNING: HAZEL CLASS

Summer Week 10: Africa - Lions



Maths Tasks


- Daily [numbots](#). Remember - if you complete 30 minutes across the week we will send you a gold trophy badge on Marvellous Me!
- Daily [TTRockstars](#).

Weekly Focus: Shape

This [poster](#) will help you with your shape work this week. Remember the correct shape vocabulary: *sides, vertex/vertices, faces and edges*.

PurpleMash:

1. 2D and 3D sorting game
 2. Choose six 3D shapes and describe their properties.
- Draw a lion using only 2D shapes. You could use a circle for the face, a triangle for the nose, semi-circles for the ears, a square for the body, etc.




- Now make a 3D lion model. Use recycled packaging. Can you name the shape of the packaging before you use it?



- There are 15 lessons about shape for Year 2 on the [Oak National Academy](#) website. Choose some of the lessons to have a go at. You might want to choose the ones you know you need to work on the most.

Reading Tasks

- Read your own copy of 'The Lion Inside' or follow along online [here](#). Read the story yourself and practise using different voices for the characters. You can pause and mute the video so you can read at your own speed.



- Answer the following questions about the **vocabulary** in the story:
 1. Find 3 adjectives used to describe the mouse.
 2. Find 3 adjectives used to describe the lion.
 3. Find the meaning of these words: meek, gulp, slumbering. Can you put them in a new sentence?
 4. What is your favourite word in this book and why?
 5. Which word do you think could be changed for a more effective word? What word would you change it to? These questions can be completed on The Lion Inside 2do on [PurpleMash](#).
- Poetry - Read and learn this poem by heart so that you can perform it to your family by the end of the week:

'Please do not feed the animals...' by Robert Hull

When you have worked out how best to read it aloud, try making up movements and gestures to go with the lines of the poem. We would like you to record your poem and if you are feeling brave, email it to us. Have fun with it!



'I miss reading a class story together, but that hasn't stopped me reading at home! I am enjoying 'The Boy Who Grew Dragons' this week. It is part of a series and great for Year 2. I think you would like it' - Mrs Fitzpatrick

Daily Phonics/Spelling Tasks	Writing Tasks
<ul style="list-style-type: none"> Complete the spelling quiz on PurpleMash - Common exception words list e.g. any, many. Complete the spelling frame game for rule 31 - Common exception words (2 of 6) This week we want you to choose your own spellings. At the start of the year we gave you a list of all the Y2 common exception words to read and spell by the end of Y2. Choose the 10 trickiest spellings and work hard all week to learn them. At the end of the week ask a grown up to test you. <div data-bbox="272 801 662 987" data-label="Image"> </div> <ul style="list-style-type: none"> Use a colour pen to highlight the part of the word you find hard. Focus your learning on that part. 	<ul style="list-style-type: none"> Write descriptive and original sentences about nine powerful animals. Here is one to get you started: <i>The majestic lion perched on the edge of the sandy rock and let out an earth-shaking roar.</i> This can be completed on the Dangerous Animals 2do on PurpleMash. Disaster! A lion has escaped from a zoo and witnesses said they saw it on the way to Church Fenton! Imagine this really happened. Can you write a newspaper report. You will need to include: <ul style="list-style-type: none"> The day and time it escaped and how it got out. A description of the lion (it can be male, or female, young or mature. What some witnesses saw. Can you put their words into speech marks? What you should do if you spot the lion. Who should you call? This can be completed on the Escaped Animals News 2do on PurpleMash. Continue practising your neat, joined handwriting using these sheets from our school handwriting scheme.
Keep Active!	Mindfulness
<ul style="list-style-type: none"> Have a go at this game: Keepie Uppie. If you don't have a racket, use a soft ball on your hand. Can you improve over the week? This is good for hand-eye coordination. Make a hopscotch! You could use chalk outside or masking tape in your house. Join in with Joe Wicks on Monday, Wednesday & Saturday at 9am for #PEwithJOE 	<ul style="list-style-type: none"> Have a go at some confidence meditation with Lars the Lion. Take your time on a walk collecting leaves to make a lion leaf picture. Think about the leaf shapes and colours you need. <div data-bbox="1173 1547 1497 1957" data-label="Image"> </div>


Learning Project

(Various activities covering the wider curriculum to be completed over the week)

Science - Use plastic animal toys (or any plastic toys will do!) and freeze them overnight in a bowl of water. You need 3 toys in 3 separate bowls. The next day conduct an experiment. You need to melt all the ice to rescue your animal. Use cold water on one, warm water on another and salt on the final ice block. Which worked the best? Do you know why?



Art - Follow along with this [step by step guide](#) on how to draw different jungle animals using shapes.



Geography/D.T. - Use an old box (shoeboxes work well) to create a savanna diorama. A diorama is a model representing a scene with 3D figures. You can paint/collage/cut out all the pieces. If you have animal toys they may even fit in your model!



R.E. - Watch this [film](#) where Charlie and her friend Blue go to visit the allotment and talk to their neighbour Seyed. Muslims believe people should take care of the world. Draw a way you take care of the world. Seyed loves looking after his garden. He is a Muslim. He likes to look after the world. Muslims believe they must look after the world for God. What is the word for this? (Seyed tells us in the film)

Computing - Create your own quiz about African animals on the 2quiz 2do on [PurpleMash](#). Can you write 10 multiple choice questions and ask someone in your family to play your quiz? Remember to use correct spellings and question marks.

Music - 2beat on [PurpleMash](#) was so popular and many of you requested to do it again. Now is your chance! Can you change the sound of the instruments by clicking on the arrows next to the instrument pictures? You can also change the number of beats per minute (speed) and the number of beats (this gives you more control over the repeated rhythm).

-- This is the last week of our Africa topic. We hope you have enjoyed the work! We have certainly seen some excellent learning. The last two weeks will be theme weeks.

Remember, you can always share your offline work with us by sending an email with photos/videos to: admin@kf.starmat.uk

The Oak National Academy now has an amazing catalogue of Year 2 lessons for you to explore. See where your learning journey takes you! --

