



HOME LEARNING: HAZEL CLASS

Summer Week 7: Africa - Location and Weather




Maths Tasks


- Daily [numbots](#). Remember - if you complete 30 minutes across the week we will send you a gold trophy badge on Marvellous Me!
- Daily [TTRockstars](#).
- **Weekly focus: Temperature**
- Look at the temperatures this week in [South Africa](#) and in the [UK](#) (click on different places to find the temperatures).
Find two places to compare. What is the difference between the UK temperature and the temperature in South Africa each day?
What is the highest temperature in South Africa this week?
What is the lowest temperature in the UK?
Is it going to rain this week in South Africa or the UK?
- [Read Thermometers](#) in 2s 5s 10s (it is important to read vertical scales as well as numbers on a horizontal scale)
- Colour in the thermometers to show the temperatures written underneath. These sheets can be found on the class page on the school's website.
- Create a bar graph to show the temperatures where you live for the week. You need to spell the days correctly and with a capital letter! This can be done on [PurpleMash](#).
- Do you have a thermometer at home? Put it in different places (fridge, bedroom, outside). Can you read the temperature accurately?


Reading Tasks

- Read 'Lila and the Secret of Rain'. This may be your own copy or follow along online [here](#). Talk about your favourite parts of the story and illustrations to an adult. Check the meaning of any words you are not sure of.
- Infer the answers to these questions and use evidence from the words and pictures.
 1. On the first page, why are there no green plants or trees?
 2. How do you think Lila feels when she overhears her mama say "Without water, there can be no life"?
 3. Why did Lila leave the village when the sun was still asleep?
 4. Why did Lila run down the mountain 'as fast as she could'?
 5. Why did Lila's grandfather give her 'a knowing smile'?
- Read the story again. Pause at the end of each page and explain how Lila's village in Kenya is the same/different to your village.
- Complete the book review 2do on [Purple Mash](#) for your favourite book from this week. Do you know any other stories where the characters live in places which are different to where you live?
- Share books daily and ask and answer questions. Include a variety of fiction, non-fiction and poetry.



"This was one of my favourite books as a little girl and it became a firm favourite with my girls. Up the Faraway Tree took you on a journey, full of magic and adventure." - Mrs. Savage



Daily Phonics/Spelling Tasks	Writing Tasks
<ul style="list-style-type: none"> Complete the spelling quiz on PurpleMash words ending -il e.g. pencil, fossil. Complete this spelling quiz for words ending -il. This week's spellings are: <ul style="list-style-type: none"> April fossil nostril pupils basil lentils tonsils evil Brazil peril <p>(remember to check the meaning of any new words and practise putting the word into a sentence)</p> Pyramid writing is a great way to build up the letters in a word. We love doing pyramid writing in Hazel Class! 	<p><u>Lila and the Secret of Rain</u></p> <ul style="list-style-type: none"> Write detailed answers to these questions on the Lila 2do on PurpleMash. <ol style="list-style-type: none"> How do you think you would feel if you were one of the children in the village? What is your favourite part of the story? e.g. The most memorable part of the story was... because...; My top moment in the story was... because... What do you think it would be like to grow up in Kenya? Do you think all of Kenya is like the village in the book? Find out more about Kenya and write a fact file. You should include: capital city, population, language and two attractions. This can be completed on the Kenya Factfile 2do on PurpleMash. Complete the 'making phrases interesting' 2do on PurpleMash. Can you match together appropriate adjectives and nouns, then make a story? Create your own expanded noun phrases to go with Lila and the Secret of Rain. Continue practising your neat, joined handwriting using these sheets from our school handwriting scheme.
Keep Active!	Mindfulness
<ul style="list-style-type: none"> June 6th - 14th Bike Week. Make cycling your daily exercise during Bike Week 2020. Can you get on your bike for seven days in a row between 6-14 June? You don't have to complete all seven days – just as many as you can. Do some 10 minute Lion King inspired shake up activities. Can you do one each day? Join in with Joe Wicks every morning at 9am for #PEwithJOE 	<ul style="list-style-type: none"> Try some calming yoga by following Cosmic Kids - Lula the Baby Lioness. Have a go at some African animals mindfulness colouring. 

Learning Project

(Various activities covering the wider curriculum to be completed over the week)

Science - Make a [rain cloud in a jar](#). Using simple ingredients found at home, make the 'cloud' become so heavy that 'rain' begins to fall.



Art - Create a rainstorm picture using printing. You can use potato stamping, bubble wrap, finger prints. Have fun and explore!



Geography - Do you have a globe or atlas at home? Can you locate the continent of Africa and find the names of some of the countries? Explore African countries on Google Earth. Can you find these places?

- Table Mountain, South Africa
- Sossusvlei Dunes, Namibia
- Victoria Falls, Zambia and Zimbabwe
- Pyramids of Giza, Egypt
- Kilimanjaro, Tanzania



D.T. - Make a 3D map of Africa. This can be made out of salt dough, papier mache or play doh. Can you use colours to show where the mountains are? You may want to show the deserts too!

R.E. - Watch this clip - [Working together to solve problems](#).

Barnaby Bear tries to boss Becky into playing his game using only his ideas and dismissing hers. However, he then becomes 'locked' in a castle tower. Becky rescues him by thinking things through calmly and they decide if they work together cooperatively, making a perfect pair, the outcomes are much better for everyone.



Computing - [Code the donkey](#) to get to the watering hole on the desert adventure setting. Can you find 3 different routes? Try to code it in one go and then press play (use the advanced mode).

Music - Make a [rainstick](#). If you don't have a poster tube, the tube inside tin foil will work. Hammering nails is a great hand-eye coordination skill. Enjoy making a rain sound as you read/listen to 'Lila and the Secret of Rain'!



-- We are continuing to include a range of activities for you and your child to choose from, but please don't feel that you have to complete them all! It is important that you enjoy your family time together.

You can contact us by sending an email to: admin@kf.starmat.uk
Remember to check the 'Hazel Home Learning Suggestions' and 'Live Learning @ Home' documents for plenty of other ideas to keep you busy! --