



HOME LEARNING: WILLOW CLASS

Summer Week 7: Superheroes



This weeks home learning is all about Superheroes. Once again I have included a range of different activities (you can tell I am missing teaching Wonderful Willow Class!). Please don't feel you need to complete them all just choose a selection.



Most of all enjoy and remember to keep on smiling!

Maths Tasks

- Numbots - Keep going! If you complete 30 minutes over the week I will send you a special badge on Purple Mash. 11 children have earned over 12,000 coins.

This week in maths we are thinking about fractions. This is new learning for us so for now just think about finding a half ($\frac{1}{2}$) or a quarter ($\frac{1}{4}$) of an object or shape. You need to learn that 2 equal parts or 4 equal parts makes a whole.

Watch this [youtube](#) clip to help you.



- Can you find some 2D shapes (circle, square, triangle, rectangle) to draw round? You could draw round the side of a cereal box, a plastic cup, or a baked beans tin - whatever you have at home. Fold the shape into halves or quarters Then colour a half ($\frac{1}{2}$) or a quarter ($\frac{1}{4}$) of the shape.

- Could you make a fruit salad and practise cutting the fruit into halves or quarters?




- Can you read and colour the fractions on this activity sheet from [Twinkl](#).
- Make a [paper plate pizza](#) and practise cutting it into halves or quarters.




Reading and Listening Tasks

- Try to read something different with an adult every day. This could be a chapter book, leaflet, cereal box, recipe or comic.
- In Year 1 you need to practise 'retrieving' (find or extract) information from a piece of text. This reading lesson from [BBC Bitesize](#) is about a book called Cyril and Pat by Emily Gravett who is the author of Meerkat Mail.




There are lots of questions to help you practise finding the answers in the text. Remember to write your answer in a sentence.

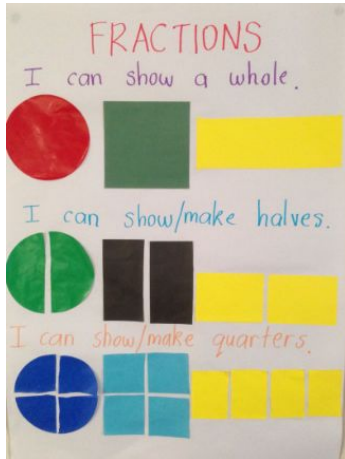
- Listen to the story of ['Supertato'](#) by Sue Hendra and Paul Linnet.




- Read about the adventures of [Super Duck](#) Can you make a list of all the rhyming words you can hear in the story?



- Complete the 2do on [Purple Mash](#)
Practise your fractions by making some pizzas at Fractonio's pizzeria.
- Can you make your own fractions poster like this?



This was one of my favourite books when I was a little girl. My boys Luke & Joe loved it too!



Going through the back of the wardrobe took you on a journey of magic and adventure.

This is a picture of the original book cover - I still have my copy from when I was younger and it looks just like this - Mrs Slater.

Daily Phonics/Spelling Tasks

- Think about the 'oi' sound family - look at the last slide on the powerpoint to remind you. How many words can you write for each spelling? Choose 5 words - write a sentence for each one.
- Complete this [spelling quiz](#) for the 'oi' sound family.
- Practise your plurals on this [Purple Mash 2do](#).

Weekly Spellings

These are your new spellings for this week. Remember to ask an adult to test you on them at the end of the week.

around
found
before
began
could
house

These are words that come across a lot in Year 1. Can you read each word fluently? Remember to write each word in a sentence to make sure that you understand its meaning.

- Practise your spellings with a scribble. This is a fun way to remember how to spell a word.



Writing Tasks

If you could invent your own superhero what would their powers be? Would you be able to turn people to stone like the White Witch in Narnia or would you be able to make yourself invisible like Harry Potter with his invisibility cloak?

- Draw and label your superhero
- Give your superhero a name
- Write sentences describing your superhero. Can you include some amazing adjectives in your writing?



- Could you write a story about your superhero? You could make it into a comic strip like this.



Look at this [website](#) to find out how to make a comic book.

- Who is your favourite superhero? Imagine

that they were coming to your house for tea. What would you say to them? Make a list of questions that you would like to ask them. Remember to use a ? at the end of each question.



- Think about which action words your superhero might say. Make your own superhero speech bubbles like these. Make sure you use an exclamation mark!!!



[This](#) is the handwriting scheme we follow at school. Try to do some handwriting practice weekly. Practise writing all letters of the alphabet - we start all our letters from the line.

Keep Active!

- Keep active and recap fractions on [Supermovers](#)
- Join in with [Joe Wicks](#) every morning at 9am for #PEwithJOE
- **June 6th - 14th Bike Week.**
Make cycling your daily exercise during Bike Week 2020. Can you get on your bike for seven days in a row between 6-14 June? You don't have to complete all seven days – just as many as you can.

Mindfulness

- To help you relax try this [Spider Power Yoga](#) from Cosmic Kids.
- Have a go at some [Superhero mindfulness colouring](#).



Learning Project (Various activities covering the wider curriculum to be completed over the week)


Science - Linking to our Weather topic from last week. Can you make a [rain cloud in a jar](#). Using simple ingredients found at home, make the 'cloud' become so heavy that 'rain' begins to fall.



Art - Create some Superhero 'Pop Art' in the style of [Roy Lichtenstein](#) Use paints, felt tips or wax crayons to create this stunning effect.



Get ahead for Father's Day (Sunday 21st June) by making a Superhero hand print Father's Day card.



Computing - Write about your Superhero or write a Superhero story on [Purple Mosh](#). Use your English skills to help the [Small Town Superheroes](#) solve some of the mysteries that happen in Small Town.

Music - Linking to our weather topic from last week - can you make a [rainstick](#). If you don't have a poster tube, the tube inside tin foil will work. Hammering nails is a great hand-eye coordination skill.



RE/PSHCE - What makes a good friend?
Watch this [clip](#) to find out what some children think about friends. Can you make a card for one of your friends from Willow Class. Write the reasons why you think they are a good friend inside the card



Eco - Monday 8th June is 'World Ocean Day'. How can we protect our oceans? Take a look at this [website](#) for lots of activities to do! Twinkl also have a super World Ocean day [activity pack](#)!



Try something different ...

Can you make a Superhero salt dough plaque? Take a look at this [youtube clip](#) for instructions.



As always please email me if you have any questions about the home learning and I will be happy to help. Please send emails to admin@kf.starmat.uk

Remember to check the 'Willow Home Learning Suggestions' and 'Live Learning @ Home' documents
for plenty of other ideas to keep you busy!

Take care everyone!