

Phonics Workshop For Parents 16th March 2020



Today we are going to look at...

- What phonics is and why we teach it
- How phonics is taught at Kirk Fenton
- The terminology that is used in Phonics
- The phonics screening check in Year 1
- How you can support your child at home
- Overview of the Year 2 SATS papers



What is Phonics?

Children are taught to read by breaking down words into separate sounds or 'phonemes'

They are then taught to blend the sounds back together to read the whole word.



Correct articulation of phonemes...

Sounds of the English Phonic Code -Synthetic
Phonics.wmv



A typical Phonics lesson structure..

Revisit and Review

Alphabet rainbow looking at letter names

Practise previously learned letters

Practise oral blending and segmentation

Teach

Teach a new phoneme/grapheme correspondence

Teach blending and/or segmentation with letters

Teach one or two sight words

Practise

Practise reading and/or spelling words through games and activities.

Apply

Read or write a caption or sentence using one or more sight words and words containing newly learnt phoneme/grapheme correspondences



Terminology

Phonemes- Single sounds: 1 letter which makes one sound: t

Digraph- 2 letters making one sound: ow

Trigraphs- 3 letters making one sound: igh

Split digraphs- 2 vowels with a consonant in between: spie - ie

Segment- Breaking a word down into individual sounds

Blend- Putting individual sounds together to fluently read or write a word

Sound button- The symbol used to show a sound in a word. These are a dot, dash or smile line

Single sounds: j a m
 • • •

Digraphs : c h i p
 — • •

Trigraphs : h a i r
 • —

Split digraph: s n a k e
 • • —

Sight words- A mix of words which are most commonly used and words which are difficult to sound out

Fluency- The ability to read with speed, accuracy and proper expression



Year 1 Phonics Screening check

This is a short assessment which takes place in June. It is to confirm whether children have mastered phonic decoding to an appropriate standard.

The checks consist of **40 words and non-words** that your child will be asked to read one-on-one with a teacher.

Non-words are a collection of letters that follow phonics rules, but don't mean anything.

They are used to check that your child understands the phonics rules behind them. We call them 'alien words'.







Non-words or Alien words

 zorps	 dirst
 harnd	 gair
 jigh	 thobe
 zale	 scroy
 bluns	 spraw



Example of the check paper

Practice sheet: Real words	Practice sheet: Pseudo words
in	ot 
at	vap 
beg	osk 
sum	ect 



Supporting your child at home

- Daily reading for 15 minutes
- Bedtime stories
- Educational games and apps
- Discussion about sounds/words they spot in their environment
- Completing set homework

