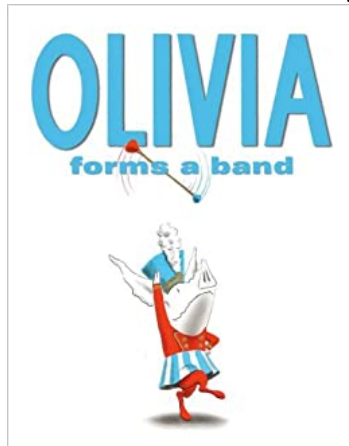


Reading Tasks

This week we will be looking at *Olivia Forms a Band* by Ian Falconer
This book can be found on YouTube if you don't have a copy.




Can you read/ listen to other Olivia books?

OLIVIA



Olivia



Olivia Saves the Circus

OLIVIA
... and the Missing Toy




Olivia and the Missing Toy



Olivia Goes to Venice




Olivia and the Fairy Princess



Olivia helps with Christmas

Daily Phonics Tasks

Every day we will be looking at a new sound in class.



Watching Jolly Phonics videos on YouTube is a good way of introducing letter sounds, e.g. *Jolly Phonics m*. This teaches children the sound through a fun song and actions. This week we will be learning:

Monday: Letter g.

Watch the following video on YouTube:

Jolly Phonics /g/ - Sound, Song, Vocabulary and Blending

<https://www.youtube.com/watch?v=01y4MbRQCo0>

Can you have a go at writing words containing g: *got, dog, pig, tag, big, cog* and *bag*.

Tuesday: Letter o.

Watch the following video on YouTube:

Jolly Phonics /o/ - Sound, Song, Vocabulary and Blending

<https://www.youtube.com/watch?v=VKM1urR9mCo>

Can an adult write the following words on a piece of paper and can you have a go at reading them? Words containing the letter o: *got, Tom, pot, log, top, pop* and *hot*.

Wednesday: Letter c. Watch the following video on YouTube:

Jolly Phonics /c/ - Sound, Song, Vocabulary and Blending

<https://www.youtube.com/watch?v=sWGg5PMJZWg>

Can you make a letter c booklet? Can you write the following words (one per page): *cap, cat, cut* and *cot*? Can you illustrate your booklet?

Thursday: Letter k. Watch the following video on YouTube:

Jolly Phonics /k/ - Sound, Song, Vocabulary and Blending

https://www.youtube.com/watch?v=BS2CQXZkt_0

Can an adult make two sets of the following words so you can play pairs? Words: *kid, kit, Kim* and *Ken*?



Friday: Practise reading the tricky words - *I, no, to, the, go* and *into*. Watch this song and it will help you remember them! *Tricky Words and Sight Words Song* on YouTube

<https://www.youtube.com/watch?v=TvMyssfAUx0> . Can you get an adult to write the tricky words on pieces of paper and place one on each of your stairs. Can you read them as you walk up the stairs? Did you manage to read all six words?

If you can read Phase 2 words (*I, no, to, the, go* and *into*) move on to Phase 3 words (*he, she, we, me, be, was, you, they, all, are, my* and *her*).

Remember to use your letter sounds flashcards (you can find them on the school website, go to: *Classes, Mercury*).

Remember to keep practising your tricky words

Can you have a go at recording the letters on a piece of paper?

Can you practise reading the tricky words: *I, no, the, go, to* and *into*? Can you make a matching set to play pairs with? Can an adult place them around the house so you can go on a word hunt? Look at this video on YouTube: *Tricky Words Sight Words Song for I, go, to, no, is, the* <https://www.youtube.com/watch?v=e2dx65u59aw>

If you can read Phase 2 words (*I, no, to, the, go* and *into*) move on to Phase 3 words (*he, she, we, me, be, was, you, they, all, are, my* and *her*).

Online resources:

Phonicsplay.co.uk provides games for you to play which are linked to the sound you are working on. Look in Resources, Phase 2 and pick the sound you need to learn.

Don't forget to use: www.teachyourmonstertoread.com. This website provides a fun way of teaching phonics through interactive activities and games.

Parents, if you are unsure how to pronounce the sounds go to:

www.youtube.com/watch?v=-ksblMiliA8

Handwriting

This week will be looking at writing the letter *d*. Can you practise writing some *ds* on a piece of paper? Watch this YouTube video to help you:

Learn to Write the Letter D | Pre-cursive Letter Formation



<https://www.youtube.com/watch?v=dyueHN6iP4Y>

Maths Tasks

This week we are looking at the number 9. You can find out all about the number 9 with Numberblocks on YouTube: <https://www.youtube.com/watch?v=XohzkDMAq5k>
Can you find 9 objects in the house? Remember to take some photos of what you have found!



Can you practise writing the number 9?

					26				
Make a loop and then a line, that's the way we make a nine.									
9	9	9	9	9					
9	9	9	9	9					
9	9	9	9	9					
.					
.					
.					

We are looking at adding this week.
Can you answer the following questions?



$3 + 2 =$

$5 + 5 =$

$3 + 5 =$

$4 + 4 =$

$7 + 1 =$

$2 + 4 =$

$2 + 5 =$

$2 + 2 =$

$3 + 3 =$

Remember to use your toys or your fingers to help you find the answers.
Can you make a number line from 1 to 10 by placing numbered pieces of paper on the floor in order?

Games like Snakes and Ladders are great for learning how to add on.



Learning Project

(Various activities covering the wider curriculum to be completed over the week)

In the story *Olivia Forms a Band* she makes her own instruments. Can you make an instrument?





We will also be finding out about pigs. Do you know any facts about pigs?
Can you answer the following questions after an adult reads you the text on the poster on the National Geographic for Kids website:

<https://www.natgeokids.com/uk/primary-resource/pig-facts-primary-resource/>

- How long can pigs live for?
- How do pigs prevent themselves getting burnt in the sun?
- How do pigs greet each other?
- Pigs are omnivorous. What does this mean?

Please don't forget to take photographs of some of the things your children have made or written and email them to me at admin@kf.starmat.uk so we can share them as a class.