



## Overview of the Week

Below is the timetable for our learning at school. I understand that everybody's home circumstances are different and some days it will be difficult to complete all the activities. The activities do not need to be done in this order, please have a go at completing them in whichever order suits your family's needs.

		<b>REMOTE LEARNING: MERCURY</b> <b>Week 4: Cinderella</b> <b>25.1.21</b>			
<b>Monday</b>	<b>Tuesday</b>	<b>Wednesday</b>	<b>Thursday</b>	<b>Friday</b>	
P.E with Joe Wicks					
Phonics – Digraph ee	Phonics – Trigraph igh	Phonics – Digraph oa	Phonics – Digraph oo	Phonics - Tricky words	
Break					
<b>Literacy</b> <i>Cinderella</i> <b>Creative</b> Make your own slippers	<b>PHONICS</b> igh sheet	<b>Reading</b> <i>Cinderella</i> <b>Writing</b> Party Invitation			
Break					
Handwriting – Letter r	Handwriting – Letter r	Handwriting – Letter v	Handwriting – Letter v	Handwriting – Letter v	
Lunch					
<b>Maths</b> Comparing mass Using scales	<b>Maths</b> Full and empty Measuring liquids	<b>Maths</b> Measuring capacity Filling different sized containers	<b>Maths</b> Measuring capacity How many objects fit inside a matchbox?	<b>Maths</b> Measuring ingredients Making play dough	
Break					
<b>Reading</b> Oxford Owl reading book	<b>Reading</b> Oxford Owl reading book	<b>Reading</b> Oxford Owl reading book	<b>Reading</b> Oxford Owl reading book	<b>Reading</b> Oxford Owl reading book	
Break					
<b>Understanding the world –</b> Look at different types of transport	<b>Creative</b> How to draw a fairy tale	<b>Music</b> Songs on transport	<b>R.E.</b> A holy place for Muslims	<b>PSED</b> Learn about how to overcome obstacles	
<b>STORY TIME</b>	<b>STORY TIME</b>	<b>STORY TIME</b>	<b>STORY TIME</b>		
During story time can you listen to other fairy tales? Which fairy tale is your favourite? Why?					

### Key

All areas covered in pink are the essential areas to complete each day.

PSED stands for Personal, Social and Emotional Development

STORYTIME – Listen to a book from your book shelf or listen to a story on YouTube.

Monday

Maths/ Science Task

- Watch Session 1 [Alive in 5! - Week 3 | White Rose Maths](#)
- Now look at the Power Point (next to the video).
- Complete this activity: [PDF-Alive-in-5-Week-3-Session-1.pdf \(kxcdn.com\)](#)




Extra Maths (this is optional)

- Can you get 6 pairs of socks out of your drawer? How many socks do you have altogether? Can you sort the socks? You might sort them by colour, pattern or size. If you have 3 pairs, how many socks do you have altogether? If you have 5 pairs, how many socks do you have altogether? How many pairs do you have if you have 4 socks?



Literacy Task

- Can you listen to the story of *Cinderella* on YouTube?



- Choose a book from the Oxford Owl website and have a go at reading it each day. [Free eBook library | Oxford Owl from Oxford University Press](#)

Daily Phonics Tasks – ee

**Today we are looking at digraph ee** (a digraph is a combination of two letters that make one sound).

- Go over the sounds learnt so far with the Phonics Sound Recap [Reception - Kirk Fenton CE Primary School \(starmat.uk\)](#)
- Practise reading the tricky words – *l, no, to, the, go and into* on the school website, Home Learning, Phonics Tricky Words [Reception - Kirk Fenton CE Primary School \(starmat.uk\)](#)
- Watch the following videos on YouTube:  
[Lesson 9 - Learning to Blend - YouTube](#)  
[Jolly Phonics /ee/ - Sound, Song, Vocabulary and Blending - YouTube](#)
- Have a go at writing the following words: *bee, feed and seed*.
- Play this ee game [The ee sound | Phase 3 Phonics | ee words - BBC Bitesize](#)
- Cut out and order the 'ee' sentence in the Parent Pack (optional).



## Get creative!

Can you make your own shoes to wear to the ball?



## Handwriting

Today we will be writing the letter r. Can you practise writing some rs on a piece of paper? Watch this YouTube video to help you: [Learn to Write the Letter R | Pre-cursive Letter Formation - YouTube](#)

## Understanding the World

Cinderella goes to the ball in a horse-drawn carriage. Watch some of [BBC iPlayer - Graces Amazing Machines](#) and decide how you would travel to the ball.

Can you ask an adult to sign you up for the RSPB Bird Watch from the 29-31 January. You will need to spend an hour watching the birds in your garden [Big Garden Birdwatch | Join the fun - The RSPB](#)

**Big**  
Garden  
**Birdwatch**  
29-31 January 2021



Don't forget to take photographs of some of the things you have made or written and ask your parents to email them to me at [eyfsobservations@kf.starmat.uk](mailto:eyfsobservations@kf.starmat.uk)

## Tuesday

### Maths Tasks

- Watch session 2 [Alive in 5! - Week 3 | White Rose Maths](#)
- Now look at the Power Point (next to the video).
- Complete this activity: [PDF-Alive-in-5-Week-3-Session-2.pdf \(kxcdn.com\)](#)




### Extra Maths (this is optional)

Can you make a pattern using Duplo or Lego?  
Perhaps an adult can create some patterns for you to complete (see photo).



### Writing

Please complete your phonics lesson first then complete the igh sheet in the Parent Pack.



night

### Daily Phonics Task - igh

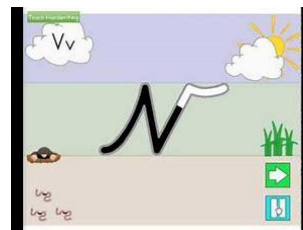
**Today we are looking at the trigraph igh** (a trigraph is a combination of three letters that make one sound).

- Go over the sounds learnt so far with the Phonics Sound Recap [Reception - Kirk Fenton CE Primary School \(starmat.uk\)](#)
- Practise reading the tricky words – *l, no, to, the, go and into* on the school website, Home Learning, Phonics Tricky Words [Reception - Kirk Fenton CE Primary School \(starmat.uk\)](#)
- Watch the following videos on YouTube: [Lesson 11 - Learning to Blend - YouTube](#)
- Have a go at writing *night, light and fight* (see sheet in the Parent Pack).
- Play the game 'Buried Treasure' on [PhonicsPlay](#). Go to: *Resources, Dragon's Den, Phase 3, +igh*. Can you read the real and alien words?



### Handwriting

Today we will be writing the letter r. Can you practise writing some rs on a piece of paper? Watch this YouTube video to help you: [Learn to Write the Letter R | Pre-cursive Letter Formation - YouTube](#)



## Get Creative!

Can you do some finger printing and create your own favourite fairy tale characters? Look at this [Draw a Fairy Tale – Paint and Draw | Tate Kids](#) for some ideas.



**Don't forget to take photographs of some of the things you have made or written and ask your parents to email them to me at [eyfsobservations@kf.starmat.uk](mailto:eyfsobservations@kf.starmat.uk)**



## Wednesday

### Maths Tasks

- Watch session 3 [Alive in 5! - Week 3 | White Rose Maths](#)
- Now look at the Power Point (next to the video).
- Complete this activity: [PDF-Alive-in-5-Week-3-Session-3.pdf \(kxcdn.com\)](#)



### Extra Maths (this is optional)

Can you put some numbers in jelly? Or you could hide some numbers in pasta or rice.

Can you find all the numbers and place them in order? Which number is the biggest/ smallest? If you find ordering numbers easy, perhaps an adult can hide some random numbers for you to put in order, e.g. 3, 5, 7, 14, 17 and



### Reading Tasks

- Re-read the book you chose from the Oxford Owl website [Free eBook library | Oxford Owl from Oxford University Press](#)



### Daily Phonics Tasks - oa

**Today we are looking at digraph oa** (a digraph is a combination of two letters that make one sound).

- Go over the sounds learnt so far with the Phonics Sound Recap [Reception - Kirk Fenton CE Primary School \(starmat.uk\)](#)
- Practise reading the tricky words – *l, no, to, the, go and into* on the school website, Home Learning, Phonics Tricky Words [Reception - Kirk Fenton CE Primary School \(starmat.uk\)](#)
- Watch the following videos:  
[Lesson 12 - Learning to Blend - YouTube](#)  
[Jolly Phonics "oa" Sounds - YouTube](#)
- Can you write the following words – *boat, soap and toad*.
- Play the game 'Dragon's Den' on [PhonicsPlay](#). Go to: *Resources, Dragon's Den, Phase 3, +oa*. Can you read the real and alien words?
- Can you cut out and order the 'oa' sentence in the Parent Pack?

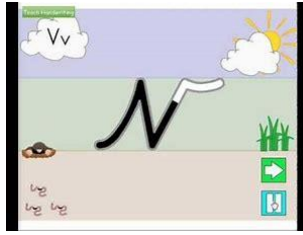
### Writing Tasks

Listen to the story of *Cinderella*. Can you complete an invitation (see Parent Pack). What kind of party would you have? Who would come to your party?



## Handwriting

Today we will be writing the letter v. Can you practise writing some vs on a piece of paper? Watch this YouTube video to help you: [Learn to Write the Letter V | Pre-cursive Letter Formation - YouTube](#)



## Get Musical!

Cinderella goes to the ball in a horse-drawn carriage. Can you sing these songs about transport?  
[Travel and transport - BBC Teach](#)



**Don't forget to take photographs of some of the things you have made or written and ask your parents to email them to me at [eyfsobservations@kf.starmat.uk](mailto:eyfsobservations@kf.starmat.uk)**

## Thursday

### Reading Tasks

- Re-read the book you chose from the Oxford Owl website [Free eBook library | Oxford Owl from Oxford University Press](#)



### Maths Tasks

- Watch session 4 [Alive in 5! - Week 3 | White Rose Maths](#)
- Now look at the Power Point (next to the video).
- Complete this activity: [PDF-Alive-in-5-Week-3-Session-4.pdf \(kxcdn.com\)](#)



### Extra Maths (this is optional)

Ask an adult to write some number sequences on craft sticks with some missing numbers where they leave a gap. Next, ask an adult to write the missing numbers on a bunch of clothes pegs and place them on the table. Now you're ready to use your fine motor skills and clip the pegs onto the sticks. The best thing about this maths activity is that once you have created it you can use it again and again!

### What you need –


- Craft sticks (colour or plain)
- Pens
- Clothes pegs



### Daily Phonics Tasks - oo

**Today we are looking at the digraph oo** (a digraph is a combination of two letters that make one sound).

- Go over the sounds learnt so far with the Phonics Sound Recap [Reception - Kirk Fenton CE Primary School \(starmat.uk\)](#)
- Practise reading the tricky words – *l, no, to, the, go and into* on the school website, Home Learning, Phonics Tricky Words [Reception - Kirk Fenton CE Primary School \(starmat.uk\)](#)
- Watch the following videos on YouTube:  
[Lesson 13 - Learning to Blend - YouTube](#)  
[Jolly Phonics /oo/ - Sound, Song, Vocabulary and Blending - YouTube](#)
- Have a go at writing the following words – *boot, food and moon*.
- Can you read the words on the this 'oo' video? ['oo' Words | Blending Phonics Phase 3 - YouTube](#)  
Cut out and order the 'oo' question in the Parent Pack.



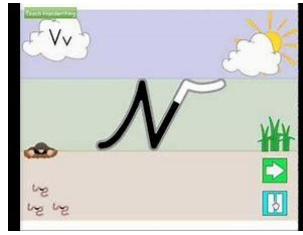
### Writing Tasks

- Please see Wednesday's Writing Task.



## Handwriting

Today we will be writing the letter v. Can you practise writing some vs on a piece of paper? Watch this YouTube video to help you: [Learn to Write the Letter V | Pre-cursive Letter Formation - YouTube](#)



## R.E.

- A couple of weeks ago you learnt about a Christian's special place, a Church. This week we will be learning about a special place for Muslims. Muslims visit a holy place called a mosque. Watch this clip to find out more: [The Mosque | Religious Studies - My Life, My Religion: Islam - YouTube](#)



**Don't forget to take photographs of some of the things you have made or written and ask your parents to email them to me at [eyfsobservations@kf.starmat.uk](mailto:eyfsobservations@kf.starmat.uk)**

## Friday

### Reading Tasks

- Re-read the book you chose from the Oxford Owl website [Free eBook library | Oxford Owl from Oxford University Press](#)

### Maths Tasks

- Watch session 5 [Alive in 5! - Week 3 | White Rose Maths](#)
- Now look at the Power Point (next to the video).
- Complete this activity: [PDF-Alive-in-5-Week-3-Session-5.pdf \(kxcdn.com\)](#)  
(If you can't do this activity perhaps you could make a cake or measure out some ingredients and invent your own recipe!



### Extra Maths (this is optional)

Ask an adult to create 'eggs' by cutting out oval shapes from cardboard and writing different numbers on them. See if you can identify the numbers and crack the eggs by punching the corresponding number of holes in them. This exercise can also help develop your hand muscles.



### What you need –

- Cardboard
- Hole Punch
- Pens
- Scissors

### Phonics Tasks

- Go over the sounds learnt so far with the Phonics Sound Recap [Reception - Kirk Fenton CE Primary School \(starmat.uk\)](#)
- Practise reading the tricky words – *l, no, to, the, go and into* on the school website, Home Learning, Phonics Tricky Words [Reception - Kirk Fenton CE Primary School \(starmat.uk\)](#)
- Watch this song and it will help you remember them! [Tricky Words and Sight Words Song - YouTube](#)
- Can you play a game of pairs with your tricky words? How many can you read?
- If you can read Phase 2 words (*l, no, to, the, go and into*) move on to Phase 3 words (*he, she, we, me, be, was, you, they, all, are, my and her*).

me	she	we	we	all
he	be	they	be	the
was	she	the	all	they
are	he	are	me	was

### Handwriting

Today we will be writing the letter v. Can you practise writing some vs on a piece of paper? Watch this YouTube video to help you: [Learn to Write the Letter V | Pre-cursive Letter Formation - YouTube](#)

## PSED – How to overcome obstacles

Listen to *The Thing Lou Couldn't Do* on YouTube. Can you talk with an adult about how sometimes when you set yourself a goal you can run into difficulties? Can you ask an adult when they might have run into difficulties when they have set themselves a challenge or a goal? Try to think of times when you had to overcome difficulties. For example, when you were learning to ride a bike and were still a bit wobbly, you might have been scared of falling. Maybe you overcame this by asking your parents to walk behind you to steady the bike when you needed it. Here's another example: when some of the children in Mercury made kites out of paper the wind ripped them, so they had to go back inside and make their kites again using card instead.



**Don't forget to take photographs of some of the things you have made or written and ask your parents to email them to me at [eyfsobservations@kf.starmat.uk](mailto:eyfsobservations@kf.starmat.uk)**

### Other activities and links

<b>Phonics</b>	<ul style="list-style-type: none"><li>• Parents, if you are unsure how to pronounce the sounds go to: <a href="http://www.youtube.com/watch?v=-ksblMiliA8">www.youtube.com/watch?v=-ksblMiliA8</a></li><li>• Remember to use 'Teach your monster' to read. How far did you get on your adventure? This website provides a fun way of teaching phonics through interactive activities and games.</li><li>• <b>Phonicsplay.co.uk</b> provides games for you to play which are linked to the sound you are working on. Look in Resources, Phase 2 or 3 and pick the sound you need to learn.</li></ul>
<b>Reading</b>	<ul style="list-style-type: none"><li>• YouTube has a range of Oxford Reading Tree books and if you type in Oxford Reading Tree Level One there are a range of books to listen to. If you mute them your child can have a go at reading them themselves. There are also some simple stories for you to read, such as this one: <a href="#">The Pond   Level Reading   Books Aloud   Made by Red Cat Reading - YouTube</a></li></ul>
<b>Maths</b>	<ul style="list-style-type: none"><li>• Don't forget to use Numbots for maths</li><li>• <a href="#">Topmarks Education: teaching resources, interactive resources, worksheets, homework, exam and revision help</a></li></ul>

**I will keep on adding to this list each week. If you have any great educational links/ games you could recommend please email me on [eyfsobservations@kf.starmat.uk](mailto:eyfsobservations@kf.starmat.uk) and I will add it to the list.**