



HOME LEARNING: VENUS CLASS CHANGES!

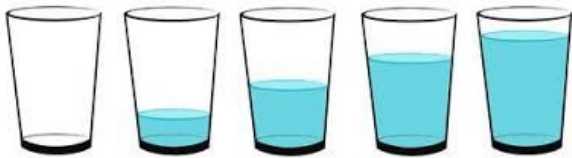
Thursday 28th January 2021

Please find lots of ideas to continue our learning at home. Keep all your work as I would love to see your hard work and I can stick it into your books when we are back together again. Most of all, I would like you to have fun continuing our learning and remember to keep on smiling!

Maths Tasks

- Daily numbots - WOW some of you have earned over 29,000 coins! Keep it up!!
- Daily counting in 2's, 5's and 10's - [BBC Supermovers](#)
- Daily counting to 100 with [Jack Hartmann](#)

Reception - Today we are comparing capacity. This can be so much fun to explore! Watch this [video](#) on White Rose Maths.



Can you go on a hunt around your house for 3 different size cups or containers? Can you fill them with water or rice? Which cup or container holds the most? How do you know?

Year 1 - Today we are going to order numbers. .

Watch this [video](#) on White Rose Maths.

I know that you can all do this because you are my maths superstars! Use a ruler to help you if you need to!


Complete the worksheet on our class page on the school website.

This can be differentiated by support:

- If your child finds this tricky, encourage them to use objects to see the smallest and greatest number.
- If you have a ruler or can print a number line to 20 this can help your child see the numbers in order.
- If your child has no problems with this, encourage them to only look at the numbers to order. They can check their answer themselves by using objects.

Reading Tasks

- Remember to read with an adult every day. How many books can you read this week? Can you keep a record of the book you read at home?
- Visit [Oxford Owl](#) for free eBooks, you can choose books linked to different topics.
- Don't forget [www.teachyourmonstertoread.com](#). Are you enjoying your adventure? How far have you got?



Listen to [Room on the Broom](#) by Julia Donaldson.

- In Year 1 you need to practise 'retrieving' (find or extract) information from a piece of text. Can you have a go at answering these questions once you have listened to The Smartest Giant in Town? Remember you can always go back and listen again to find the answer.
 - Who is riding on the broom with the witch when the story starts?
 - How did the witch lose her hat?
 - What was the object that the witch dropped as a storm came up?
 - What did the witch do when the frog dropped the wet object in front of her?

Challenge:

- Who saved the witch?
- After the dragon had flown away in fright, how did the witch and the animals get home again?

Reception, you can join in and discuss these questions with a grown up.

Remember to write your answer in a sentence.

Daily Phonics/Spelling Tasks

Writing Tasks

Reception - Today I would like you to learn the new digraph oa. A digraph is when two letters make one sound. Can you say it to a grown up? Can you have a go at writing it in our special writing? Can you practice drawing the sound button underneath?

oa

oa

long o



Action

Bring hand up to mouth as if seeing something go wrong, and say oh!

Watch [Geraldine the Giraffe](#) and encourage your child to repeat the sound. Look at this [Jolly Phonics](#) video and action. Encourage your child to repeat the sound and action.

What oa objects can you find in your house?

Can you read words: goat, coat, soak, moan, float, soap

Can you have a go at writing your own sentence using one of the words above?

The goat sat on a boat.

Year 1 - Today we are continuing with the 'ee' family. Recap all the ee sounds you already know. Today we are looking at two new graphemes for the ee sound.


donkey happy

Use the Phonics PP on Venus Class page on the school's website. Just like we do at school, sing the alphabet with a grown up or sibling.

What sentences can you create with the alternative ee spellings?

Venus Class makes me happy and smiley.

Our book for the first part of this term is *The Bog Baby* by Jeanne Willis. This will be the focus of our writing.



You might have this book at home. If you don't, you can find a read along version on youtube.

Year 1 - Today I would like you to write a set of instructions on how to care for a pet. If you don't have a pet, can you write a set of instructions on how to make breakfast?

Think of the things you need for your pet and make a list.

Use the words - first, next, then, after and finally at the beginning of your instruction and don't forget your bossy verbs!

Reception - Use the pictures and sentences on our class page. First cut the pictures and sentences and lay them out in front of you.

Can you order the pictures first and then read the sentences and match them to the pictures?

Year 1 and Reception

- This is the [handwriting](#) scheme we follow at school. Try to do some handwriting practice weekly. Practise writing the letters of the alphabet - we start all our letters from the line.
- [7 Days of the Week Song](#) - We like this song in Venus class. Have a go at writing the days of the week in the correct order.

Keep Active!

- PE with Joe Wicks Starts today at 9am on his Youtube Channel. Try and join in every day. Can you tell a grown up how you are feeling after exercise?
- Jump Start Jonny have some free videos you can join in at home!
- Explore [GoNoodle](#) on youtube - a firm favourite in Venus Class is Bananna Bananna Meatball.

Mindfulness

- Explore [5 Mindful Exercises](#) by Cosmic Yoga.
- Can you build a den in your living room or bed room? Make it nice and cosy and enjoy it with a book or do some colouring.

Learning Project

(Various activities covering the wider curriculum to be completed over the week)

Geography - As we didn't finish this last term, today I would like you to look at the capital cities we have in the united kingdom.

Watch this [BBC video](#) to help you understand further and to help you with your task.

Task: Use the map on our class page to label the capital cities in the UK. Don't forget these need to start with a capital! Have you been to any of these capital cities? If you have, can you write a sentence telling about your visit?

[Spread the Happiness](#) - 100 things to do indoors - Can you tick off 5 things off the list this week?

Online resources:

Explore [cbeebies](#) with your child. There are lots of different games that children can play to help them develop their understanding with numbers and the alphabet.

[Phonicsplay.co.uk](#) provides games for your child to play which are linked to the sound they are working on. Look in Resources, Phase 2 (Reception) and Phase 3, 4 and 5 (Year 1) pick the sound you would like your child to learn.

Don't forget to use: www.teachyourmonstertoread.com. This website provides a fun way of teaching phonics through interactive activities and games. Parents, if you are unsure how to pronounce the sounds go to:

www.youtube.com/watch?v=-ksblMiliA8

Reception, Please don't forget to take photographs of some of the things your children have made or written and email them to me at eyfsobservations@kf.starmat.uk so I can share them with the class.

Don't forget to take photographs of some of the things you have made and ask your parents to email them to me at admin@kf.starmat.uk

I hope you are staying safe and finding the class page helpful to support your home learning. Please keep all the work children complete at work so I can stick in their books on our return so they don't fall behind with our curriculum. Please don't hesitate to contact me via admin to further support you and your child with home learning.

Most of all enjoy and keep smiling!