



Wednesday 13th January

Welcome to wonderful Wednesday and today's home learning. We have some very exciting news! Today the children in Earth Class found a Bog Baby by the pond near the meadow. He is blue and round with googly eyes. He has a spiky tail and wings!



Here he is in the box we have made into a bed for him. Your friends in Earth Class are enjoying the Bog Baby - we hope you are too!

As always, if you have any questions or queries please don't hesitate to contact us on

admin@kf.stormot.uk.

Mrs Slater & Mrs Skelton

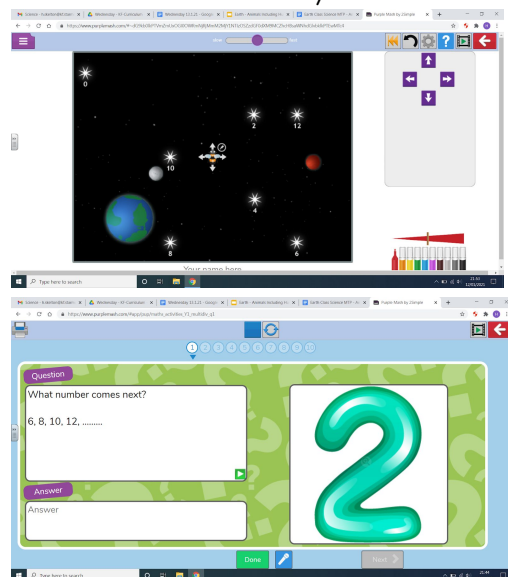
Maths Tasks

In Earth Class we are working hard on our 2's, 5's and 10's. By the end of Year 2 everyone should be able to confidently count forwards and backwards in multiples of 2, 5 and 10.

[Supermovers](#) with John Farnworth is a great way to practise both your maths and dance moves at the same time!

You have some 2Dos to complete on Purple Mash which will help you count in 2s, 5s and 10s! For each task there are 2 levels. Can you make a path with the bee with all the correct multiples in order?


Remember to hand in your work so we can see it!



Phonics Tasks - Tricky Word Wednesday

Writing Tasks

Listen to Jeanne Willis who is author of [The Bog Baby](#) reading the story.



Now that you have seen a picture of a 'real' Bog Baby can you create another creature that might live in a 'magic pond' alongside a Bog Baby?

Draw a picture of your imaginary creature. Can you label him and think of some amazing adjectives to describe him? Don't forget to give him or her a name.

Can you put your ideas into some sentences? Remember to use a capital letter and a full stop in every sentence. Could you use 'and' to join two ideas to make your writing more interesting?

Reading Tasks

- In phonics each Wednesday we learn how to read and spell our tricky words.

Use the phonics powerpoint on the Earth class page to recap all the tricky words from Phase 2 to Phase 5. Read all the words carefully. If you are confident reading these words why not time yourself to see how many words you can read in one minute?

You could also play Tricky Word Trucks on [Phonics Play](#). Choose tricky words from phases 2, 3, 4 or 5.

Can you practise writing some of the tricky words? Use rainbow writing to help you remember how to spell the ones you find the trickiest.




- Challenge yourself to write a sentence with more than two tricky words.
- Complete the spelling quiz 2do on [Purple Mash](#).

- Remember to read with an adult every day. How many books have you read this week? Can you make a list of all the books you read each week?
- Read your own copy of 'The Lion Inside' or follow along online [here](#). Read the story yourself and practise using different voices for the characters. You can pause and mute the video so you can read at your own speed.

Can you answer the following questions about vocabulary in the story?

- Find 3 adjectives to describe the mouse.
- Find 3 adjectives to describe the lion.
- Ask an adult to help you to find out what the words meek, gulp and slumbering mean.
- What is your favourite word in this story and why?



Can you draw a picture of the Lion and the Mouse together?

Keep Active!

Can you run as fast as Buzz Lightyear? Try [Buzz's Space run](#) - can you keep going for 10 minutes?

Mindfulness

Can you make a wish jar? Find an empty jar or draw one on a big piece of paper. If you are using a real jar why not decorate the label?

During this tricky time, whenever you feel sad and wish that you could do something exciting - write your wish on a piece of paper and put it in your wish jar. For example - I wish that I could go on the swings at the park.



When life is more normal again you will be able to choose a wish to do each week with your family or friends.

Science

This week we are learning all about animals (including humans!) and grouping them depending on which category they fit into:

- Mammals
- Fish
- Birds
- Amphibians
- Reptiles



Task:

On A4 paper (or in your exercise book if you're using one), can you write headings -

Mammals

Cut and stick some animals which fit into the category. If you can't print, you can draw the animal and write its name underneath.

Birds

Fish

Amphibians

Reptiles

Etc.

We hope that you are finding the home learning pages supportive and helpful.

Keep up the good work and remember, you can always share your home learning activities with us by sending us an email. We also welcome parent feedback on home learning so that we can work together to support each other during this time: admin@kf.starmat.uk

Please keep a record of your child's home learning either in a book or on paper so that they can be sent into school after lockdown for us to look at.

You can also email any work and photographs to us at admin@kf.starmat.uk

We would really enjoy seeing what you are all doing at home.

Most of all stay safe and keep on smiling!